

For the universal connection of shower toilets

The problem:

To date, it has been anything but easy to install shower toilets because the position of the additional water and power connections required for the different models has not been standardised. Consequently, special accessories were mostly required for the installation or the installer had to fall back on a time-consuming do-it-yourself solution.

The solution:

With the TECEprofil module for shower toilets it is now possible to easily install all popular shower toilets with a single module. The connections for power and water are now concealed behind the ceramics, out of sight from the outside. Depending on the shower toilet manufacturer and model, a large connection funnel next to the drain bend now makes it possible to position the water connection to suit individual requirements.

A further advantage of this technology: It is possible to convert the present installation to a shower toilet later on without any difficulty, even if only a standard toilet was installed initially.



The toilet modules for shower toilets are available for three different installation heights.



1. The connection funnel is joined to the cistern via a conduit. The water connection is routed in front of the wall using an reinforced hose.
2. The empty terminal box for the electrical connection cable is on the right-hand side.



3. The bare-wall protection system with concealed connection funnel and retaining bolts to install the ceramics.

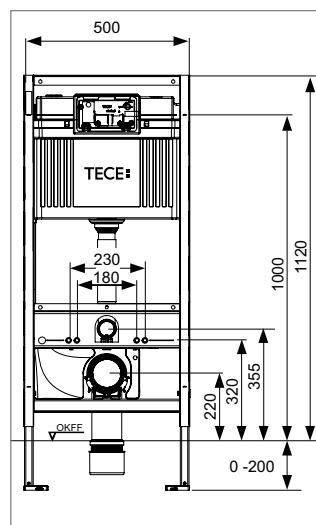


After tiling:
All that is left to do now is install the shower toilet.
The connections for water and power disappear behind the ceramics.
The water connection is installed using the dedicated fine installation set.

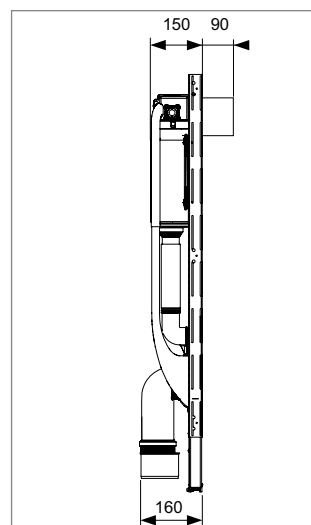
Product features

- Facilitates universal connection of a shower toilet with concealed water and electrical connection
- For Geberit AquaClean 8000/Sela/Mera, Duravit SensoWash C, V&B ViClean, TOTO SG/EK/GL and others
- Future-proof installation: Upgrading or converting to shower toilets possible even after the initial installation
- Includes TECE flush-mounted cistern with 10-litre tank volume; 6-litre preset standard flush volume; 4.5/7.5/9-litre flush volume can be set as an option at any time; 3-litre partial flush with dual-flush technology
- Suitable for all TECE flush plates and the insert chute for cleaning tablets

For the universal connection of shower toilets



Dimensions in mm



Dimensions in mm

TECEprofil toilet module for shower toilets

Installation height 1120 mm

Order no.

9300079

Allows universal connection of a shower toilet with concealed water and electrical connection, e.g. Geberit AquaClean 8000/Sela/Mera, Duravit SensoWash C, V & B ViClean, TOTO SG/EK/GL.

Connection of other manufacturers is possible. However, the connection positions have to be verified beforehand.

TECEprofil toilet module with TECE cistern, front actuation.

Toilet module for fitting to TECEprofil section tubes or for installation in metal or wooden post-and-beam walls and as a pre-wall or corner module; also suitable for single block assembly.

Option to mount ceramic higher for 48 cm sitting height to DIN 18040 is possible (DIN 18040: Barrier-free construction – Part 1: Publicly accessible buildings and workplaces).

Caution! Please observe mounting instructions for toilet ceramics with reduced supporting surface.

Accessories:

Fine installation set for shower toilet module

Module height 1120 mm

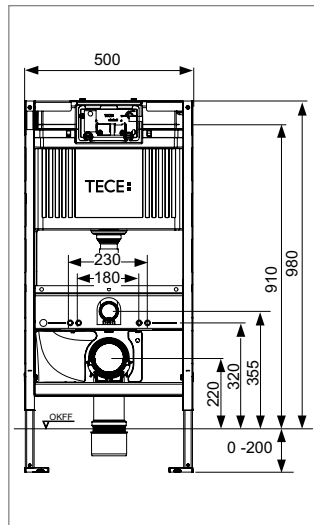
To connect a shower toilet in combination with a universal shower toilet module.

Order no.

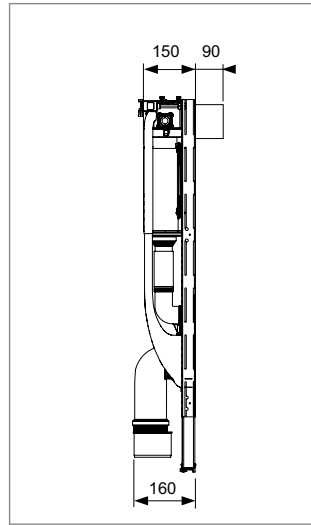
9880052



For the universal connection of shower toilets



Dimensions in mm



Dimensions in mm

TECEprofil toilet module for shower toilets

Installation height 980 mm

Order no.

9300082

Allows universal connection of a shower toilet with concealed water and electrical connection, e.g. Geberit AquaClean 8000/Sela/Mera, Duravit SensoWash C, V & B ViClean, TOTO SG/EK/GL.

Connection of other manufacturers is possible. However, the connection positions have to be verified beforehand.

TECEprofil toilet module with TECE cistern, top or front actuation.

Toilet module for installation in a TECEprofil pre-wall or in front of a solid wall.

Caution! Please observe the mounting instructions for toilet ceramics with reduced supporting surface and modules with a low installation height and front actuation.

Accessories:

Fine installation set for shower toilet module

Module height 980 mm

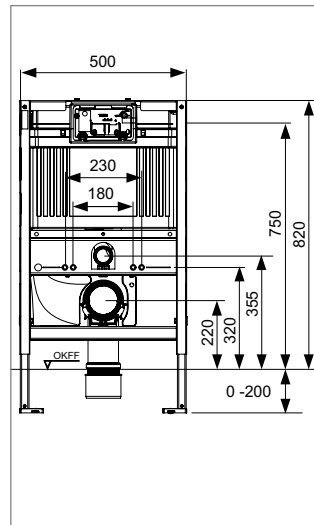
To connect a shower toilet in combination with a universal shower toilet module.

Order no.

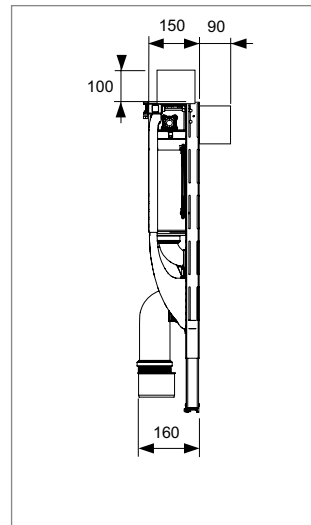
9880053



For the universal connection of shower toilets



Dimensions in mm



Dimensions in mm

TECEprofil toilet module for shower toilets

Installation height 820 mm

Order no.

9300080

Allows universal connection of a shower toilet with concealed water and electrical connection, e.g. Geberit AquaClean 8000/Sela/Mera, Duravit SensoWash C, V & B ViClean, TOTO SG/EK/GL.

Connection of other manufacturers is possible. However, the connection positions have to be verified beforehand.

TECEprofil toilet module with TECE cistern, top or front actuation.

Toilet module for installation in a TECEprofil pre-wall or in front of a solid wall.

Caution! Please observe the mounting instructions for toilet ceramics with reduced supporting surface and modules with a low installation height and front actuation.

Accessories:

Fine installation set for shower toilet module

Module height 820 mm

To connect a shower toilet in combination with a universal shower toilet module.

Order no.

9880054



TECE GmbH

International Business

Phone: +49 (0) 25 72 / 928 999

international-business@tece.de

www.tece.com